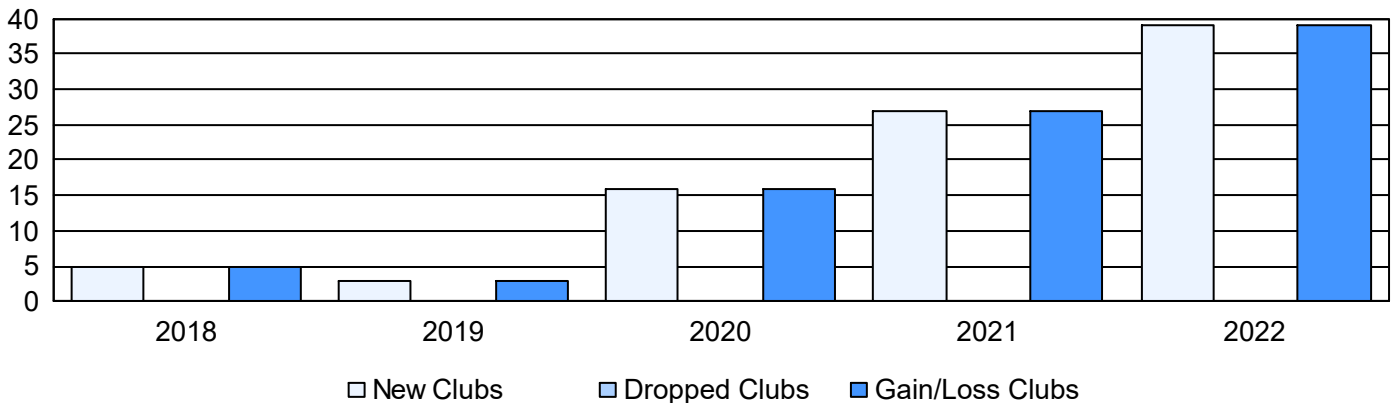
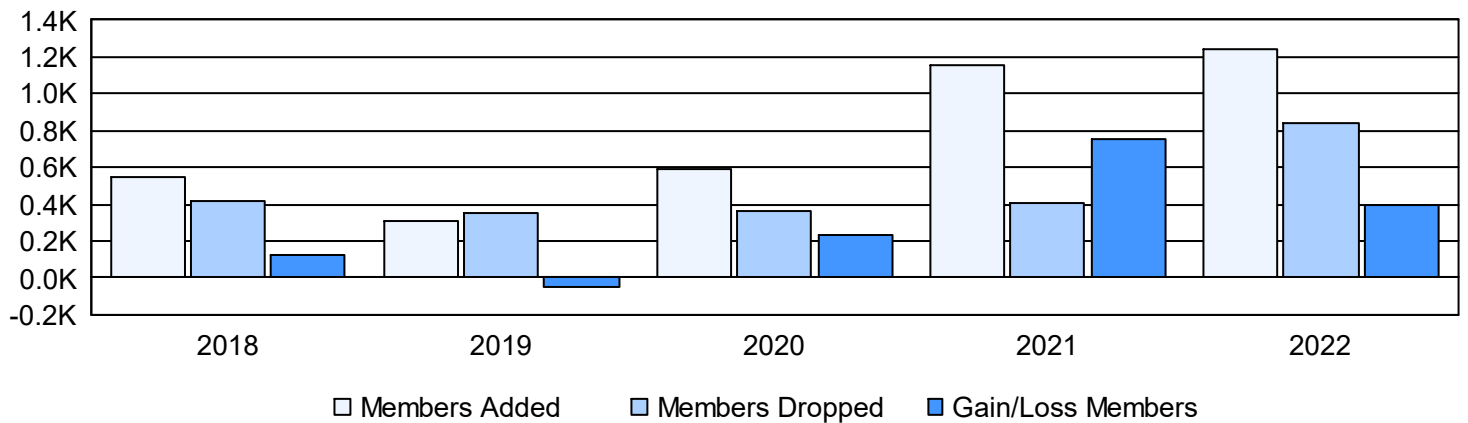


Year	New Clubs	Dropped Clubs	Gain/ Loss Clubs	New Members	Charter Members	Reinstate Members	Transfer Members	Total Member Added	Total Members Dropped	Gain/ Loss Members
2017-2018	5	0	5	302	183	56	1	542	414	128
2018-2019	3	0	3	207	97	6	1	311	356	-45
2019-2020	16	0	16	213	365	9	1	588	358	230
2020-2021	27	0	27	498	633	24	5	1,160	408	752
2021-2022	39	0	39	366	859	10	5	1,240	844	396
Average	18	0	18	317	427	21	3	768	476	292

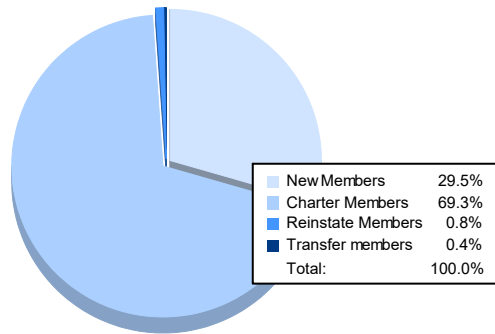
Clubs



Members



Membership Composition June 2022 Cumulative



Gender Composition June 2022 Cumulative

